

282729-1 ✓ ACTIVE

AMP | Timer Connector System

TE Internal #: 282729-1

Housing for Female Terminals, Wire-to-Device / Wire-to-Board, 3 Position, .196 in [5 mm] Centerline, Sealable, Black, Timer Connector System

[View on TE.com >](#)



Connectors > Automotive Connectors > Connector Housings > TIMER, CONNECTOR HOUSING



Connector & Housing Type: **Housing for Female Terminals**

Mating Tab Width: **2.8 mm [.11 in]**

Connector System: **Wire-to-Board, Wire-to-Device**

Number of Positions: **3**

Centerline (Pitch): **5 mm [.196 in]**

[All TIMER, CONNECTOR HOUSING \(541\)](#)

Features

Product Type Features

| | |
|-----------------------------------|-------------------------------|
| Connector Shape | Rectangular |
| Connector & Housing Type | Housing for Female Terminals |
| Connector System | Wire-to-Board, Wire-to-Device |
| Sealable | Yes |
| Hybrid Connector | No |
| Primary Locking Feature | On the Terminal |
| Connector & Contact Terminates To | Wire & Cable |

Configuration Features

| | |
|---------------------|---|
| Number of Positions | 3 |
| Number of Rows | 1 |

Electrical Characteristics

| | |
|------------------------------|------------|
| Operating Voltage | 24 VDC |
| Nominal Voltage Architecture | 12 V, 24 V |

Body Features

| | |
|-----------------------|-------|
| Cable Exit Angle | 180° |
| Body Material | PA GF |
| Primary Product Color | Black |



| | |
|----------------|---------|
| Connector Code | Neutral |
|----------------|---------|

Contact Features

| | |
|------------------------------|----------------|
| Contact Size | 2.8mm |
| Contact Type | Receptacle |
| Mating Tab Width | 2.8 mm[.11 in] |
| Contact Current Rating (Max) | 20 A |

Mechanical Attachment

| | |
|-----------------------------|----------------------------|
| Mounting Feature | Without |
| Terminal Position Assurance | No |
| Strain Relief | Without |
| Mating Alignment Type | Polarization Slot |
| Mating Alignment | With |
| Connector Mounting Type | Cable Mount (Free-Hanging) |

Housing Features

| | |
|--------------------|---------------|
| Centerline (Pitch) | 5 mm[.196 in] |
|--------------------|---------------|

Dimensions

| | |
|----------------|-------------------|
| Product Width | 24.5 mm[.965 in] |
| Product Length | 30.4 mm[1.196 in] |
| Product Height | 38.2 mm[1.504 in] |

Usage Conditions

| | |
|-----------------------------|---|
| Operating Temperature (Max) | 70 °C, 75 °C, 80 °C, 85 °C, 90 °C, 100 °C, 105 °C, 110 °C, 120 °C, 125 °C[158 °F][167 °F][176 °F][185 °F][194 °F][212 °F][221 °F][230 °F][248 °F][257 °F] |
| Operating Temperature Range | -30 – 125 °C[-22 – 257 °F] |

Operation/Application

| | |
|---------------------|-------|
| Circuit Application | Power |
|---------------------|-------|

Industry Standards

| | |
|----------------------|---------------|
| Degree of Protection | IP54K |
| Agency/Standard | IEC 529 IP 54 |

Packaging Features

| | |
|--------------------|-----|
| Packaging Quantity | 900 |
|--------------------|-----|



Packaging Method

Bag & Box

Other

Serviceable

Yes

Connector Position Assurance Capable

No

Product Compliance

[For compliance documentation, visit the product page on TE.com>](#)

EU RoHS Directive 2011/65/EU

Compliant

EU ELV Directive 2000/53/EC

Compliant

China RoHS 2 Directive MIIT Order No 32, 2016

No Restricted Materials Above Threshold

EU REACH Regulation (EC) No. 1907/2006

Current ECHA Candidate List: JUNE 2022 (224)
Candidate List Declared Against: JUNE 2022 (224)
Does not contain REACH SVHC

Halogen Content

BFR/CFR/PVC Free, but Br/Cl >900 ppm in other sources.

Solder Process Capability

Not applicable for solder process capability

Product Compliance Disclaimer

This information is provided based on reasonable inquiry of our suppliers and represents our current actual knowledge based on the information they provided. This information is subject to change. The part numbers that TE has identified as EU RoHS compliant have a maximum concentration of 0.1% by weight in homogenous materials for lead, hexavalent chromium, mercury, PBB, PBDE, DBP, BBP, DEHP, DIBP, and 0.01% for cadmium, or qualify for an exemption to these limits as defined in the Annexes of Directive 2011/65/EU (RoHS2). Finished electrical and electronic equipment products will be CE marked as required by Directive 2011/65/EU. Components may not be CE marked. Additionally, the part numbers that TE has identified as EU ELV compliant have a maximum concentration of 0.1% by weight in homogenous materials for lead, hexavalent chromium, and mercury, and 0.01% for cadmium, or qualify for an exemption to these limits as defined in the Annexes of Directive 2000/53/EC (ELV). Regarding the REACH Regulation, the information TE provides on SVHC in articles for this part number is based on the latest European Chemicals Agency (ECHA) 'Guidance on requirements for substances in articles' posted at this URL: <https://echa.europa.eu/guidance-documents/guidance-on-reach>

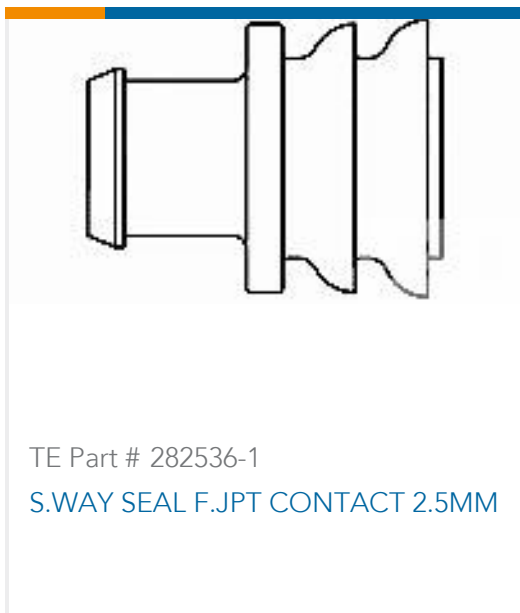
Compatible Parts

TE Part # 828905-1
SINGLE-WIRE-SEAL(5MM HOLE)

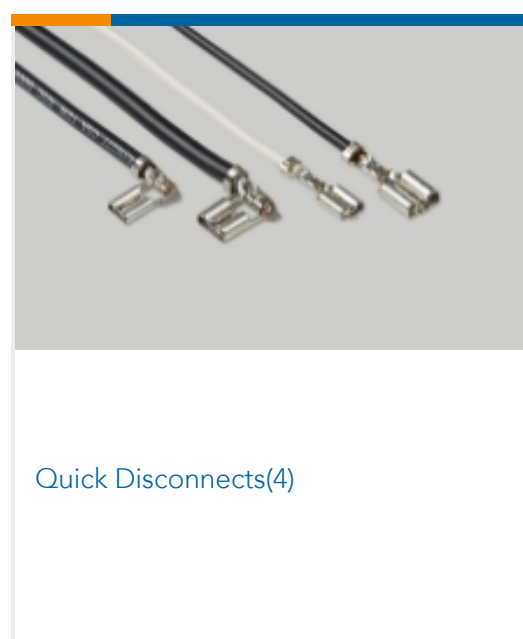

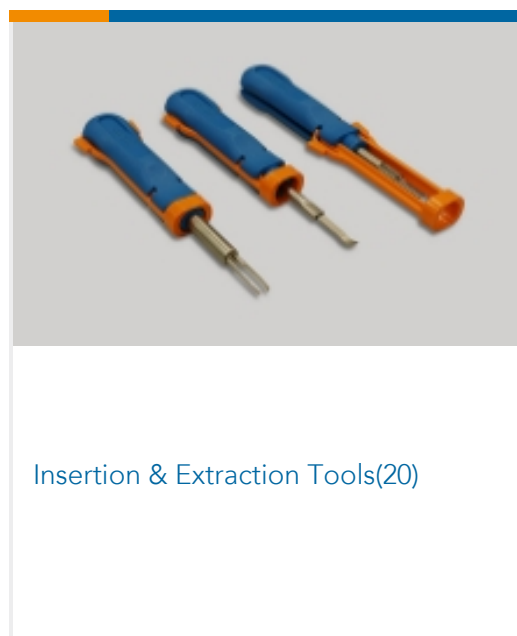
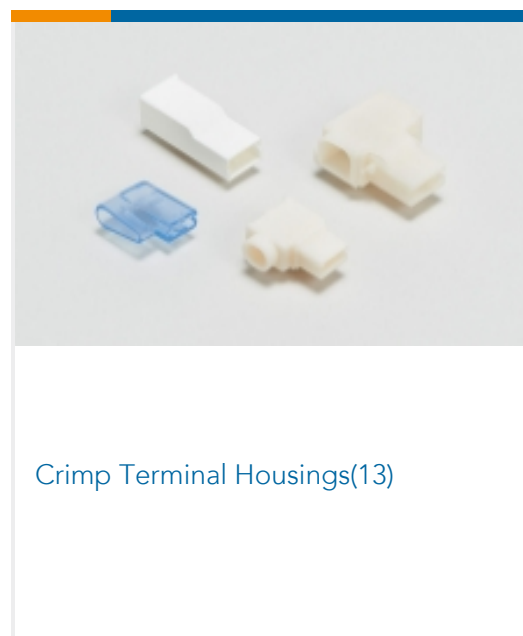
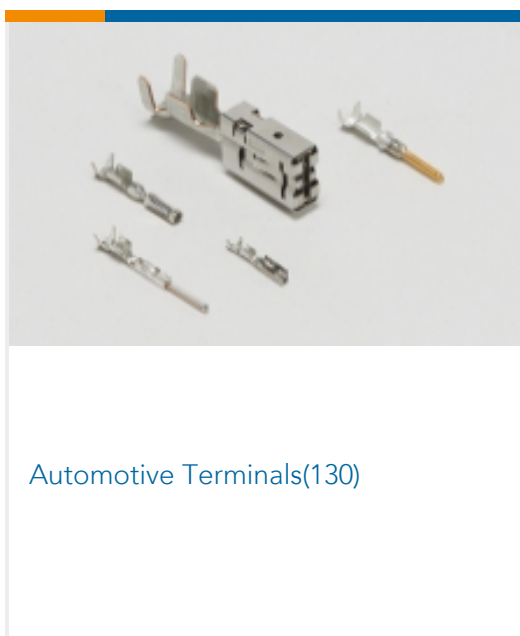
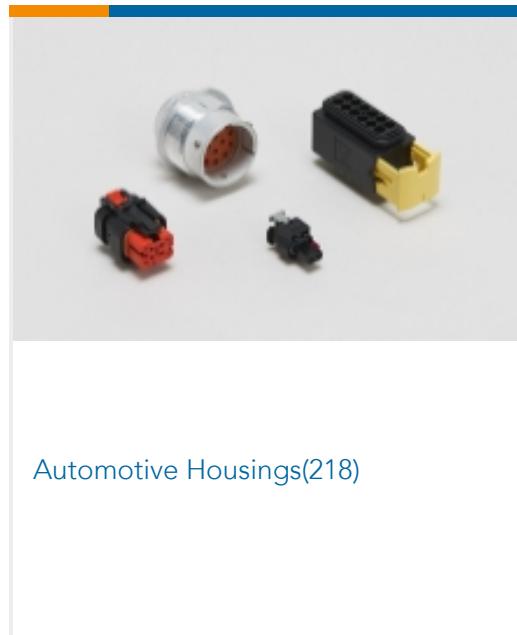

TE Part # 828904-1
SINGLE WIRE SEAL FOR J.P.T.CON

TE Part # 828906-2
BLINDSTOPFEN 1,5SYS

TE Part # CAT-T4827-T273
TIMER, RECEPTACLE AND TAB



Also in the Series | Timer Connector System



Documents

Product Drawings

SPLASH PROOF CONN. ASS'Y

English

CAD Files

3D PDF

3D

Customer View Model



[ENG_CVM_CVM_282729-1_E_c-282729-1-e.2d_dxf.zip](#)

English

Customer View Model

[ENG_CVM_CVM_282729-1_E_c-282729-1-e.3d_igs.zip](#)

English

Customer View Model

[ENG_CVM_CVM_282729-1_E_c-282729-1-e.3d_stp.zip](#)

English

By downloading the CAD file I accept and agree to the [Terms and Conditions](#) of use.

Datasheets & Catalog Pages

Timer Interconnection System

English

Product Specifications

Product Specification

English

Instruction Sheets

2-7 positions junior power timer splash proof connectors

English

Instruction Sheet (non U.S.)

English

2-7 positions Junior Power Timer splash proof connectors (english version)

English

Instruction Sheet (non U.S.)

English

Instruction Sheet (non U.S.)

English

2-7 Position Junior Power Timer Splash Proof Fem. Connector

English